

# The AWS Cloud Adoption Framework: Creating an Action Plan

November 2017



© 2017, Amazon Web Services, Inc. or its affiliates. All rights reserved.

## Notices

This document is provided for informational purposes only. It represents AWS' current product offerings and practices as of the date of issue of this document, which are subject to change without notice. Customers are responsible for making their own independent assessment of the information in this document and any use of AWS' products or services, each of which is provided "as is" without warranty of any kind, whether express or implied. This document does not create any warranties, representations, contractual commitments, conditions or assurances from AWS, its affiliates, suppliers or licensors. The responsibilities and liabilities of AWS to its customers are controlled by AWS agreements, and this document is not part of, nor does it modify, any agreement between AWS and its customers.

## **Contents**

<b>AWS Cloud Adoption Framework - Action Plan Overview</b>	<b>1</b>
<b>AWS Cloud Adoption Framework and Perspectives</b>	<b>1</b>
<b>Creating an AWS CAF Action Plan</b>	<b>3</b>
<b>Conclusion</b>	<b>7</b>
<b>Appendix – Action Plan Templates</b>	<b>8</b>

## **Abstract**

As organizations transition to the cloud, Amazon Web Services (AWS) customers have discovered that creating an action plan for cloud adoption can help you migrate to the cloud faster, realize your desired outcomes, and avoid common challenges to a smooth migration. Creating an action plan helps you uncover potential issues with cloud adoption, then identify and implement proactive solutions. The resulting action plan documents will guide your organization's cloud adoption process.

## The AWS Cloud Adoption Framework - Action Plan Overview

The action plan is a key part of the AWS Cloud Adoption Framework (AWS CAF). The process of developing an action plan helps you voice challenges and concerns related to cloud adoption. Once created, the action plan aligns your organization to proactive solutions, and helps you avoid pitfalls in the transition to a cloud-based IT model.

## The AWS Cloud Adoption Framework and Perspectives

Successful cloud transformations identify which organizational skills need to be updated and what new skills need to be learned. The AWS CAF supports and guides your organization as you create an effective cloud adoption plan to address these gaps. It provides guidance on six key perspectives common to businesses: Business, People, Governance, Platform, Security, and Operations. Each perspective is structured to address specific audiences and roles:

- **Business Perspective common roles:** Business Managers, Finance Managers, Budget Owners, Strategy Stakeholders
- **People Perspective common roles:** Human Resources, Staffing Managers, People Managers
- **Governance Perspective common roles:** Chief Information Officer (CIO), Program Managers, Project Managers, Enterprise Architects, Business Analysts, Portfolio Managers
- **Platform Perspective common roles:** Chief Technology Officer (CTO), IT Managers, Solution Architects
- **Security Perspective common roles:** Chief Information Security Officer (CISO), IT Security Managers, IT Security Analysts
- **Operations Perspective common roles:** IT Operations Managers, IT Support Managers

For example, the Business Perspective helps Business Managers, Finance Managers, Budget Owners, and Strategy Stakeholders understand how certain aspects of their roles may be altered by cloud adoption.

The action plan you create is based on the six perspectives. Each AWS CAF perspective contains capabilities that are owned or managed by one or more functionally related stakeholders. As you review each perspective you begin to define how stakeholders in each functional area will update skills and processes to support a successful cloud adoption. This occurs in four steps:

1. Identify which stakeholders in your organization are critical to cloud adoption.
2. Understand the questions and concerns that may delay or impede cloud adoption for those stakeholders.
3. Identify skills or processes that you need to update to address those questions or concerns.
4. Create an action plan for updating the identified skills and/or processes.

## Creating an AWS CAF Action Plan

You create an action plan by populating action plan templates with each skill or process that needs to be updated within each perspective.

Below is an example of a blank Business Perspective Action Plan.

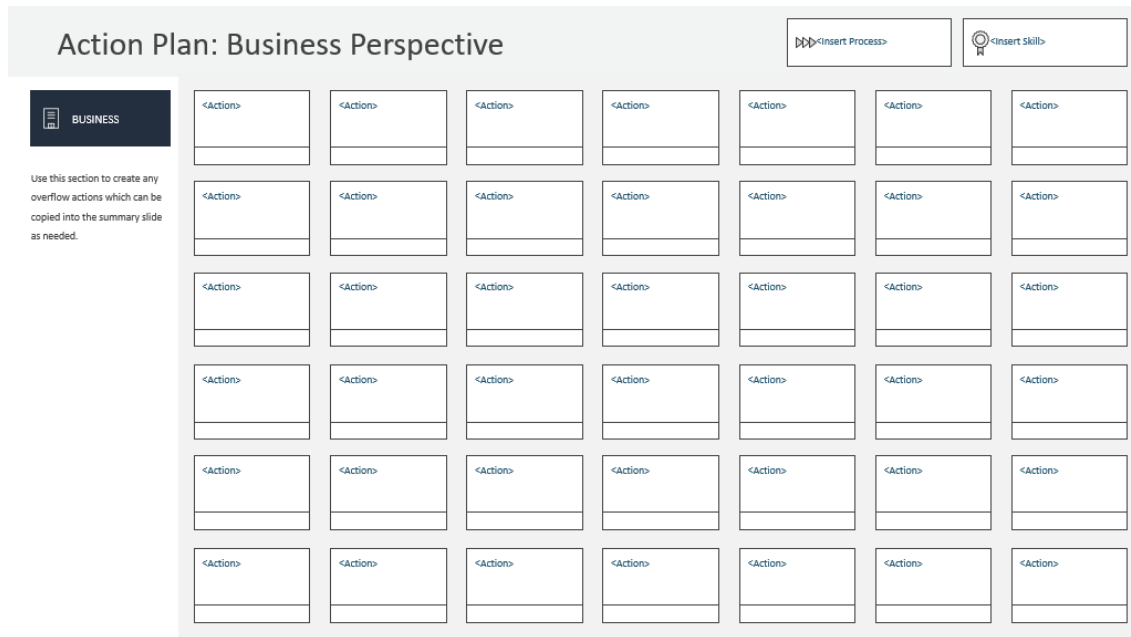



Figure 1: AWS CAF Action Plan: Business Perspective Action Plan Template







For each skill or process that requires updating, you create an action statement and enter it into a cell within the template. Action statements should begin with a verb. Actions to update skills usually start with “learn,” “investigate” or “train.” Actions to update processes usually start with “create,” “update,” “develop” or “reevaluate.”

Include an icon in each cell to identify whether the action statement is a skill or a process.

Skill Icon: 

Process Icon: 

Each action plan template has six icons that represent each perspective. This helps to identify interdependencies with actions in other perspectives:

Business Perspectives		Technology Perspectives	
Business Icon		Platform Icon	
People Icon		Security Icon	
Governance Icon		Operations Icon	

For example, you may have an action within the Business Perspective which has an interdependency in the Security Perspective. You denote this interdependency by including a Security Icon and brief description in the Business Perspective Action Plan.



Below is an example of a Business Perspective Action Plan.

**Figure 2: AWS CAF Action Plan: Example Business Perspective Action Plan**

The completed perspective templates, outline an action plan for related stakeholders across the entire cloud adoption journey. When rolled up to an organizational level, the combined set of actions becomes too large to effectively manage. Instead, you should review each of the perspective action plans and identify which actions you will complete in the next two weeks. Populate these first term actions into an Action Plan Summary template. Use the summary to prioritize actions at an organizational level. You may elect to repeat this process in regular cycles, throughout your cloud journey.

Here is an example of a completed Action Plan Summary:

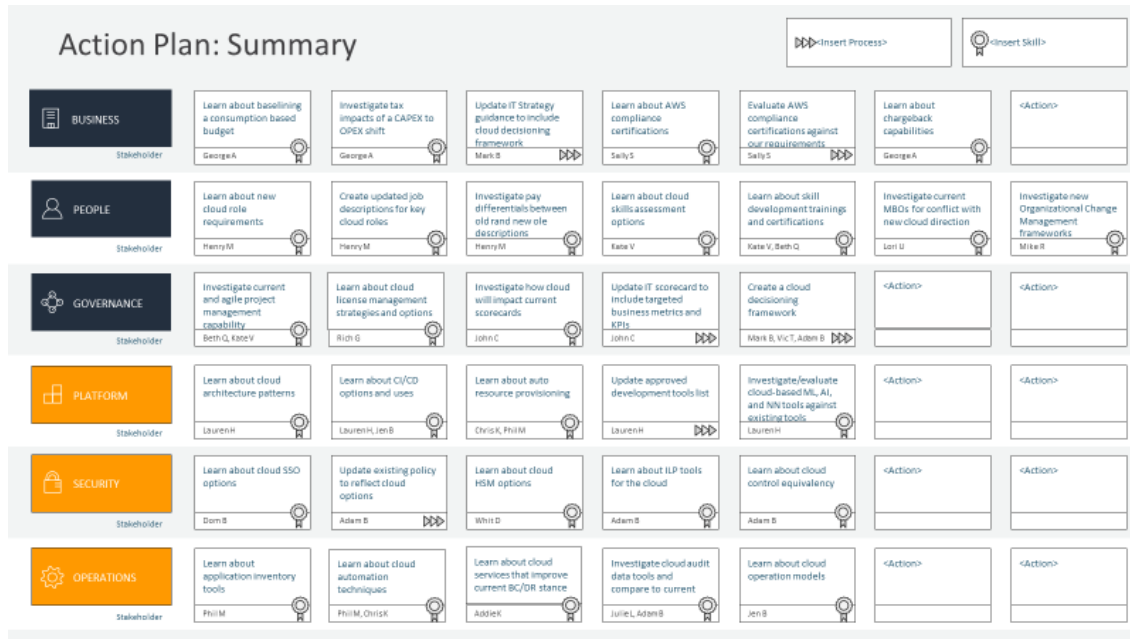


Figure 3: AWS CAF Action Plan: Completed Action Plan Summary

## **Conclusion**

The AWS CAF helps organizations identify gaps in their current organizational capabilities and develop work streams to close the gaps. AWS CAF action plans provide a roadmap for completing the required organizational change by related stakeholders. This process can help you ensure that required updates are made to your organizational capabilities in support of a successful cloud adoption journey.

## Appendix – Action Plan Templates

## Action Plan: Summary


▶▶▶ <Insert Process>
🎯 <Insert Skill>

<b>BUSINESS</b> <small>Stakeholder</small>	<Action>	<Action>	<Action>	<Action>	<Action>	<Action>	<Action>
<b>PEOPLE</b> <small>Stakeholder</small>	<Action>	<Action>	<Action>	<Action>	<Action>	<Action>	<Action>
<b>GOVERNANCE</b> <small>Stakeholder</small>	<Action>	<Action>	<Action>	<Action>	<Action>	<Action>	<Action>
<b>PLATFORM</b> <small>Stakeholder</small>	<Action>	<Action>	<Action>	<Action>	<Action>	<Action>	<Action>
<b>SECURITY</b> <small>Stakeholder</small>	<Action>	<Action>	<Action>	<Action>	<Action>	<Action>	<Action>
<b>OPERATIONS</b> <small>Stakeholder</small>	<Action>	<Action>	<Action>	<Action>	<Action>	<Action>	<Action>

Figure 1: AWS CAF Action Plan Summary Template

## Action Plan: Business Perspective

▶▶▶<Insert Process> 🏆<Insert Skill>

 BUSINESS


Use this section to create any overflow actions which can be copied into the summary slide as needed.

<Action>	<Action>	<Action>	<Action>	<Action>	<Action>	<Action>
<Action>	<Action>	<Action>	<Action>	<Action>	<Action>	<Action>
<Action>	<Action>	<Action>	<Action>	<Action>	<Action>	<Action>
<Action>	<Action>	<Action>	<Action>	<Action>	<Action>	<Action>
<Action>	<Action>	<Action>	<Action>	<Action>	<Action>	<Action>
<Action>	<Action>	<Action>	<Action>	<Action>	<Action>	<Action>

Figure 2: AWS CAF Action Plan: Business Perspective Template

## Action Plan: People Perspective

>>> <Insert Process>    🏆 <Insert Skill>

 PEOPLE


Use this section to create any overflow actions which can be copied into the summary slide as needed.

	<Action>	<Action>	<Action>	<Action>	<Action>	<Action>	<Action>
	<Action>	<Action>	<Action>	<Action>	<Action>	<Action>	<Action>
	<Action>	<Action>	<Action>	<Action>	<Action>	<Action>	<Action>
	<Action>	<Action>	<Action>	<Action>	<Action>	<Action>	<Action>
	<Action>	<Action>	<Action>	<Action>	<Action>	<Action>	<Action>
	<Action>	<Action>	<Action>	<Action>	<Action>	<Action>	<Action>

Figure 3: AWS CAF Action Plan: People Perspective Template

## Action Plan: Governance Perspective

▶▶▶ <Insert Process> 🏆 <Insert Skill>

 GOVERNANCE

<Action>	<Action>	<Action>	<Action>	<Action>	<Action>	<Action>
<Action>	<Action>	<Action>	<Action>	<Action>	<Action>	<Action>
<Action>	<Action>	<Action>	<Action>	<Action>	<Action>	<Action>
<Action>	<Action>	<Action>	<Action>	<Action>	<Action>	<Action>
<Action>	<Action>	<Action>	<Action>	<Action>	<Action>	<Action>
<Action>	<Action>	<Action>	<Action>	<Action>	<Action>	<Action>


Use this section to create any overflow actions which can be copied into the summary slide as needed.

Figure 4: AWS CAF Action Plan: Governance Perspective Template



## Action Plan: Platform Perspective

>>> <Insert Process>    🏆 <Insert Skill>

 PLATFORM

Use this section to create any overflow actions which can be copied into the summary slide as needed.

	<Action>	<Action>	<Action>	<Action>	<Action>	<Action>	<Action>
	<Action>	<Action>	<Action>	<Action>	<Action>	<Action>	<Action>
	<Action>	<Action>	<Action>	<Action>	<Action>	<Action>	<Action>
	<Action>	<Action>	<Action>	<Action>	<Action>	<Action>	<Action>
	<Action>	<Action>	<Action>	<Action>	<Action>	<Action>	<Action>
	<Action>	<Action>	<Action>	<Action>	<Action>	<Action>	<Action>

Figure 5: AWS CAF Action Plan: Platform Perspective Template

## Action Plan: Security Perspective

▶▶▶ <Insert Process> 🏆 <Insert Skill>

 SECURITY

Use this section to create any overflow actions which can be copied into the summary slide as needed.

	<Action>	<Action>	<Action>	<Action>	<Action>	<Action>	<Action>
	<Action>	<Action>	<Action>	<Action>	<Action>	<Action>	<Action>
	<Action>	<Action>	<Action>	<Action>	<Action>	<Action>	<Action>
	<Action>	<Action>	<Action>	<Action>	<Action>	<Action>	<Action>
	<Action>	<Action>	<Action>	<Action>	<Action>	<Action>	<Action>
	<Action>	<Action>	<Action>	<Action>	<Action>	<Action>	<Action>

Figure 6: AWS CAF Action Plan: Security Perspective Template

## Action Plan: Operations Perspective

▶▶▶ <Insert Process> 🏆 <Insert Skill>

 OPERATIONS

Use this section to create any overflow actions which can be copied into the summary slide as needed.

	<Action>	<Action>	<Action>	<Action>	<Action>	<Action>	<Action>
	<Action>	<Action>	<Action>	<Action>	<Action>	<Action>	<Action>
	<Action>	<Action>	<Action>	<Action>	<Action>	<Action>	<Action>
	<Action>	<Action>	<Action>	<Action>	<Action>	<Action>	<Action>
	<Action>	<Action>	<Action>	<Action>	<Action>	<Action>	<Action>
	<Action>	<Action>	<Action>	<Action>	<Action>	<Action>	<Action>

Figure 7: AWS CAF Action Plan: Operations Perspective Template